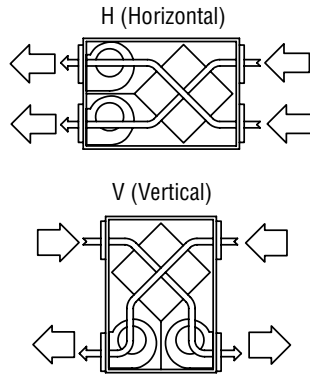
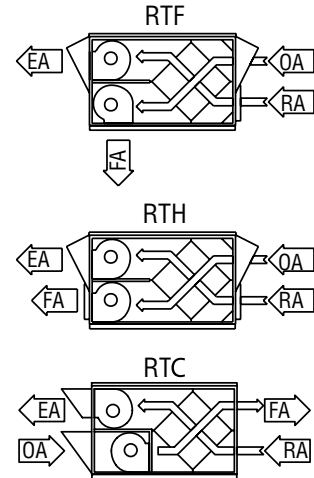
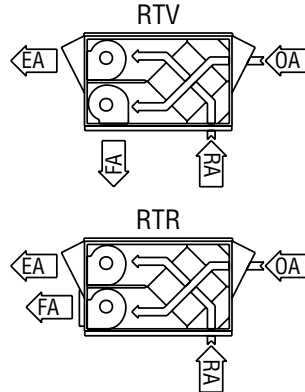


Unit Airflow Orientation

Indoor Options




Outdoor Options



RenewAire units are available in a wide range of orientations. Please refer to the diagrams above when choosing the correct unit for your application from the Model Numbering Guide.

Ask for a Technical Reference CD



RenewAire
VENTILATION
Think Greener. Breathe Better.

Trouble-Free ERV for over 25 years.

NEW!
Ventilation Calculator
in enhanced
software package.

