


HE3XINH



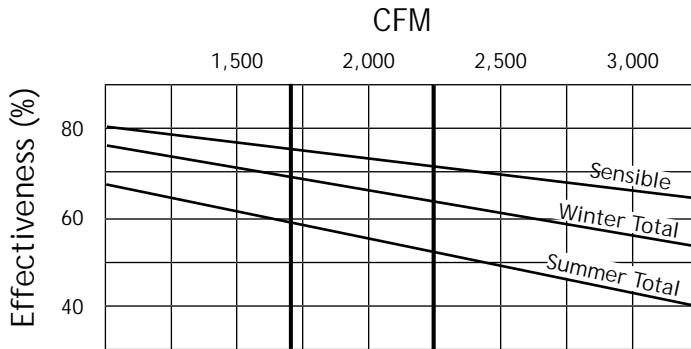
Indoor Unit



Specifications

Ventilation Type: Static Plate, Heat and Humidity Transfer						
Typical Airflow Range: 750-3,300 CFM						
AHRI 1060 Certified Core: Three L125-00						
Airflow Rating Points (for AHRI): 2,250 CFM and 1,690 CFM						
Number Motors: Two						
HP	Volts	HZ	Phase	FLA	Min. Cir. Amps	Max. Fuse Size
2	208-230	60	Single	11.3-10.5	25.4	35
	208-230	60	Three	6.2-6.2	14.0	20
	460	60	Three	3.1	7.0	15
	575	60	Three	2.3	5.2	15
3	208-230	60	Single	13.7	30.8	45
	208-230	60	Three	9.2-8.6	20.7	30
	460	60	Three	4.3	9.7	15
	575	60	Three	3.2	7.2	15
5	208-230	60	Three	14.0-13.0	31.5	45
	460	60	Three	6.5	14.6	20
	575	60	Three	5.0	11.3	15
	Control Voltage: 24 VAC					
Filters: Six total, MERV 8, 2" pleated, 20" x 20" nominal size						
Weight: 675 lbs (unit), 700 lbs (shipping weight)						
Shipping Dimensions: 72" W x 84" L x 46" H						

G5 Performance



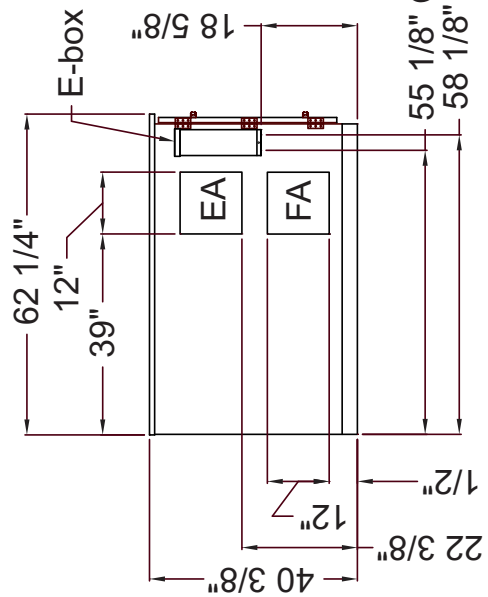
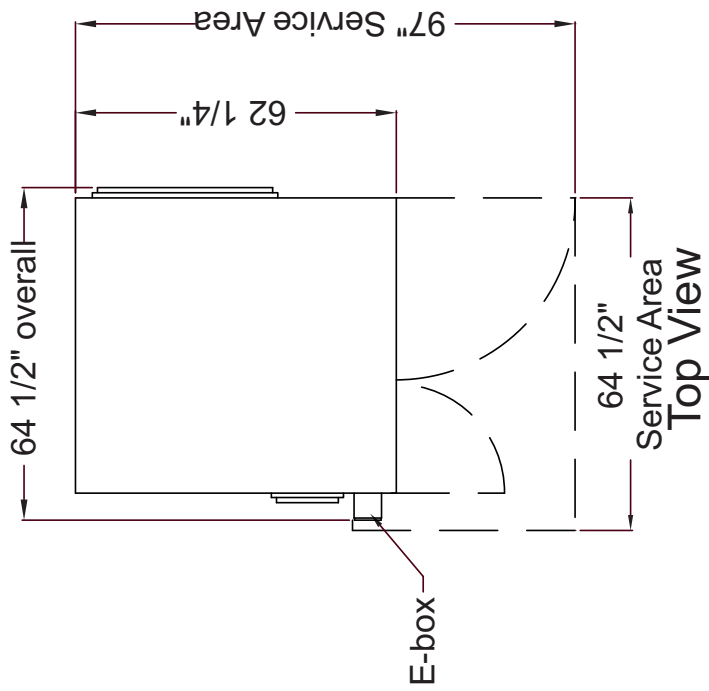
*At AHRI 1060 standard conditions
(See certified data on page 67 for core components.)

Airflow Performance

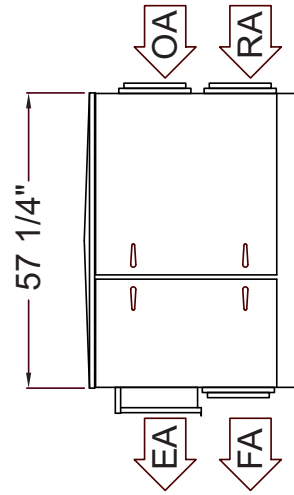
Motor HP	Blower RPM Nominal	Turns Open	External Static Pressure (Inches Water Column)													
			0.0		0.25		0.5		0.75		1.0		1.25		1.5	
			CFM	BHP	CFM	BHP	CFM	BHP	CFM	BHP	CFM	BHP	CFM	BHP	CFM	BHP
2	1,095	4	2,040	1.3	1,760	1.3	1,370	1.2	920	1.1	-	-	-	-	-	-
	1,220	2	2,340	1.5	2,110	1.4	1,790	1.3	1,380	1.2	940	1.2	-	-	-	-
	1,340	0	2,590	1.8	2,370	1.7	2,130	1.6	1,760	1.4	1,310	1.3	980	1.2	-	-
3	1,345	4.5	2,420	2.3	2,280	2.2	2,090	2.1	1,760	2.0	1,280	1.9	860	1.9	-	-
	1,535	2	2,850	2.8	2,760	2.7	2,570	2.6	2,380	2.5	2,090	2.4	1,810	2.2	1,330	2.1
	1,685	0	-	-	-	-	-	-	2,660	2.9	2,470	2.7	2,280	2.6	2,000	2.4
5	1,495	6.5	2,850	3.1	2,710	3.0	2,520	2.9	2,280	2.8	2,040	2.7	1,620	2.5	1,140	2.4
	1,675	3.5	3,280	3.8	3,140	3.7	2,990	3.5	2,800	3.3	2,610	3.1	2,380	2.9	2,090	2.7
	1,855	0	-	-	-	-	3,470	4.9	3,330	4.7	3,140	4.5	3,040	4.4	2,760	4.0

HE3XINH UNIT DIMENSIONS

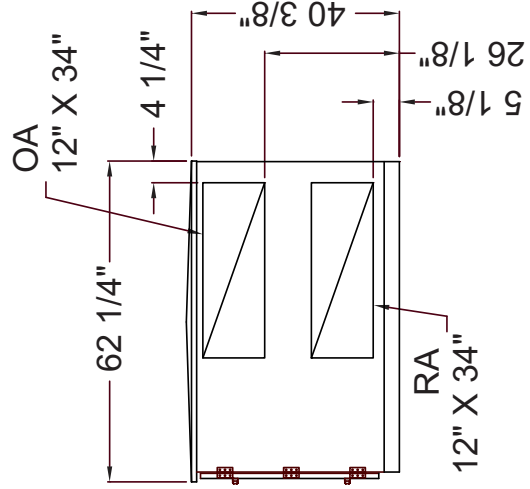
EA: Exhaust Air to outdoors
 OA: Outdoor Air Intake
 RA: Room Air to be exhausted
 FA: Fresh Air to inside



Left View



Front View



Right View

Note: There are two 12" x 12" discharges.