
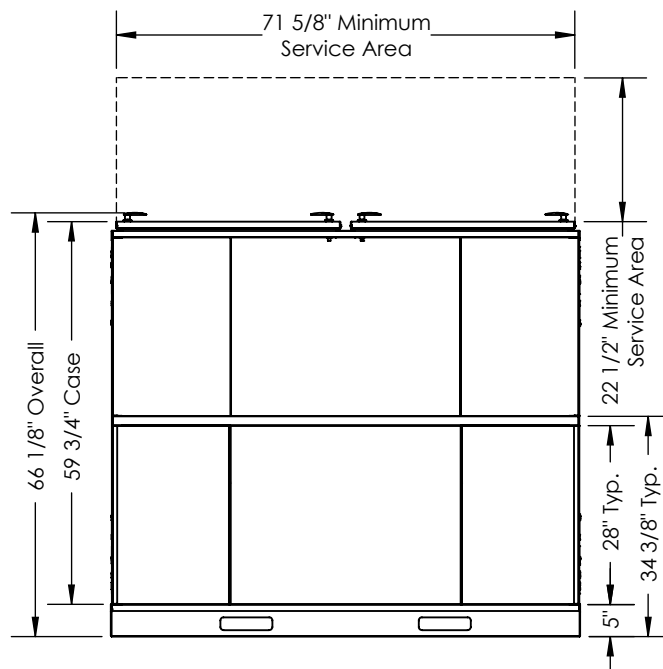


TOP VIEW



LEFT VIEW



FRONT VIEW

ABBREVIATION

EA: Exhaust Air to outside
OA: Outside Air intake
RA: Room Air to be exhausted
FA: Fresh Air to inside

INSTALLATION ORIENTATION

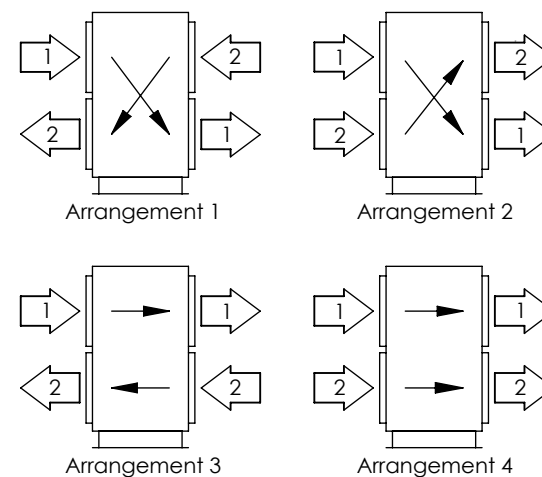
Unit must be installed in orientation shown.

NOTE:

1. UNLESS OTHERWISE SPECIFIED, DIMENSIONS ARE ROUNDED TO THE NEAREST EIGHTH OF AN INCH.

2. SPECIFICATIONS MAY BE SUBJECT TO CHANGE WITHOUT NOTICE.

AVAILABLE AIRFLOW ARRANGEMENTS (SIDE VIEW)



Performance Derating:

Airflow Arrangements 3 & 4 result in lower energy transfer.
Reduce sensible effectiveness by 2 percentage points.
Reduce total effectiveness by 1 percentage point.