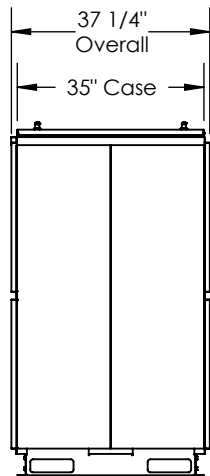
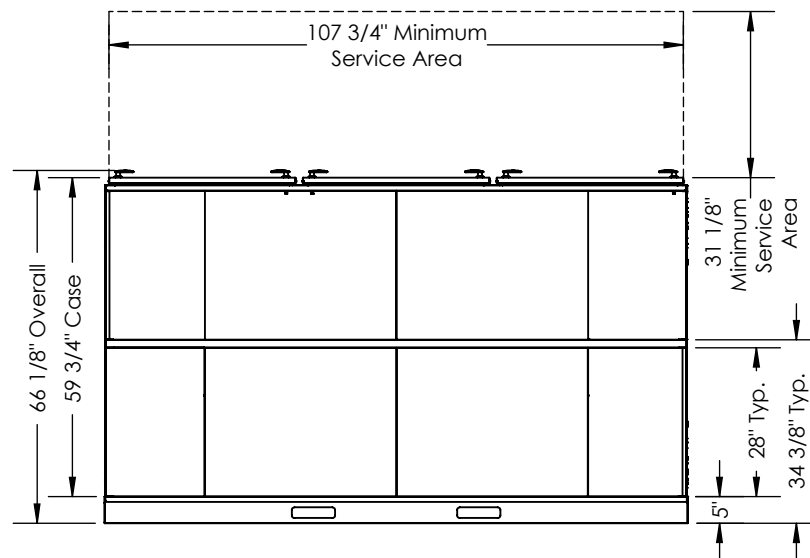


TOP VIEW

Filters to be placed on the upstream side of the cores, depending on airflow arrangement chosen. Filters are 2" X 20" X 20" pleated disposable.



LEFT VIEW



FRONT VIEW

ABBREVIATION

EA: Exhaust Air to outside
 OA: Outside Air intake
 RA: Room Air to be exhausted
 FA: Fresh Air to inside

INSTALLATION ORIENTATION

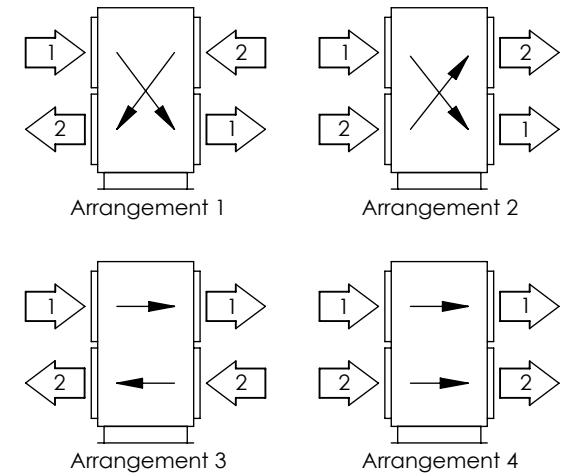
Unit must be installed in orientation shown.

NOTE:

1. UNLESS OTHERWISE SPECIFIED, DIMENSIONS ARE ROUNDED TO THE NEAREST EIGHTH OF AN INCH.

2. SPECIFICATIONS MAY BE SUBJECT TO CHANGE WITHOUT NOTICE.

AVAILABLE AIRFLOW ARRANGEMENTS (SIDE VIEW)



Performance Derating:

Airflow Arrangements 3 & 4 result in lower energy transfer. Reduce sensible effectiveness by 2 percentage points. Reduce total effectiveness by 1 percentage point.