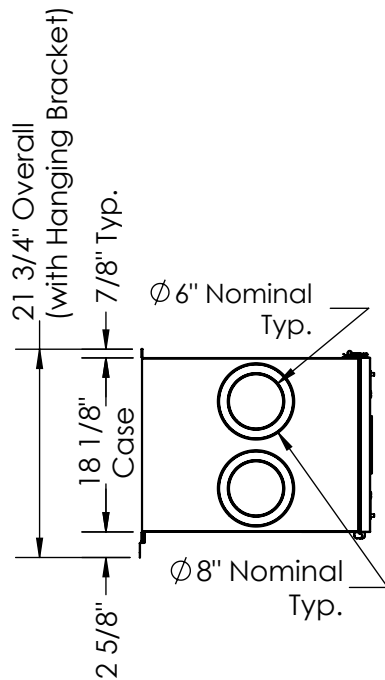
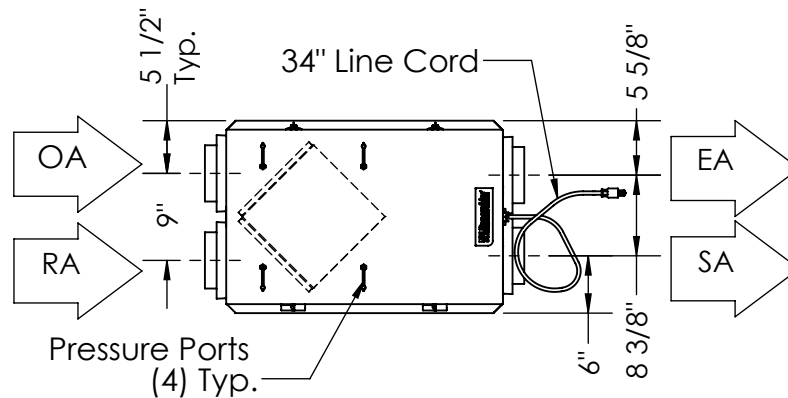


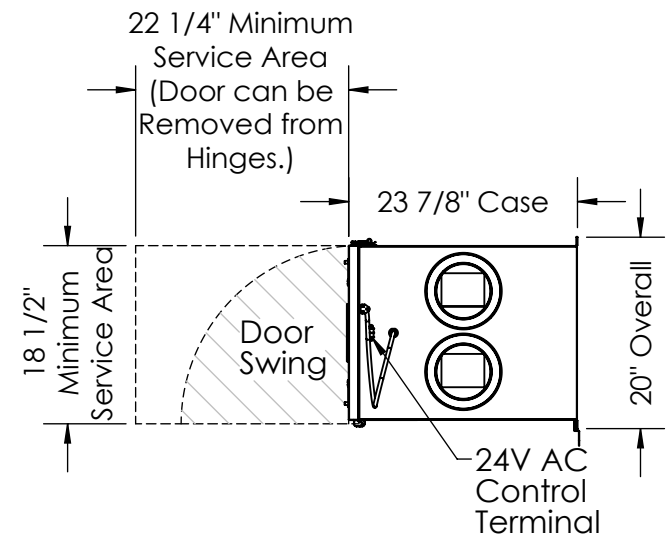
TOP VIEW



LEFT VIEW



FRONT VIEW  
(HANGING BRACKET REMOVED FOR CLARITY)



RIGHT VIEW

#### ABBREVIATIONS

EA: Exhaust Air to outside  
OA: Outside Air intake  
RA: Room Air to be exhausted  
SA: Supply Air to inside

#### INSTALLATION ORIENTATION

Unit may be installed in any orientation.

#### NOTE

1. UNLESS OTHERWISE SPECIFIED, DIMENSIONS ARE ROUNDED TO THE NEAREST EIGHTH OF AN INCH.

2. SPECIFICATIONS MAY BE SUBJECT TO CHANGE WITHOUT NOTICE.