


# CA INDOOR

## Energy Recovery Module



### INDOOR UNIT Modular Cabinets



Download specification at:  
[renewaire.com/specifications](http://renewaire.com/specifications)

### SPECIFICATIONS

**Ventilation Type:**  
Static plate, heat and humidity transfer

**Standard Features:**  
Insulated sheet metal cabinets with energy exchange cores and filters.  
Individual CA-Series units or stacks of units can be built into larger air handling systems.  
Blower not included and must be specified to meet job requirements.

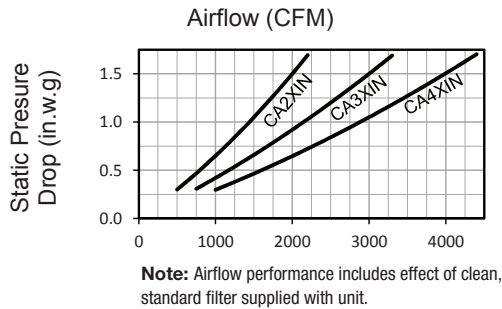
**Insulation:**  
One inch, high density, FSK faced, fiberglass

**Options:**  
Double wall construction  
Exterior paint - white, custom colors

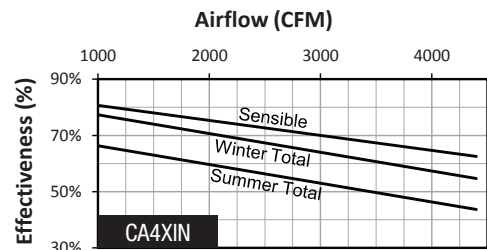
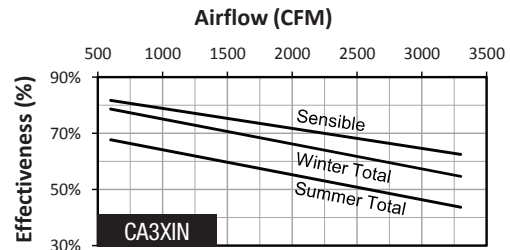
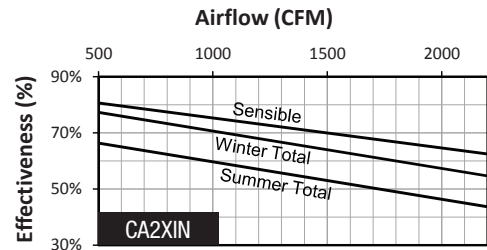
**Accessories:**  
Filters - MERV 13, 2" (shipped loose)

Description	CA2XIN	CA3XIN	CA4XIN
<b>Typical Airflow Range CFM</b>	500-2,200	750-3,300	1,000-4,400
<b>AHRI 1060 Certified Core</b>	Two L125-G5	Three L125-G5	Four L125-G5
<b>Unit Dimensions &amp; Weight</b>	36" L x 42 1/2" W x 35" H 225-304 lbs.	36" L x 62 1/4" W x 35" H 325-430 lbs.	36" L x 81 3/4" W x 35" H 400-531 lbs.
<b>Max. Shipping Dimensions &amp; Weight (on pallet)</b>	62" L x 42" W x 40" H 350 lbs.	70" L x 47" W x 40" H 500 lbs.	96" L x 47" W x 40" H 620 lbs.
<b>Filters: MERV 8: 20" x 20" x 2"</b>	Total qty. 4	Total qty. 6	Total qty. 8

### AIRFLOW PERFORMANCE

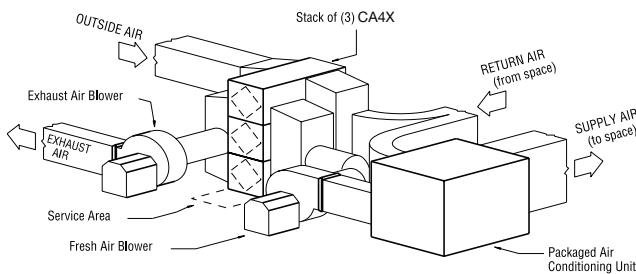


### CORE PERFORMANCE



At AHRI 1060 standard conditions.  
See all AHRI certified ratings at [www.ahrinet.org](http://www.ahrinet.org).

### APPLICATION

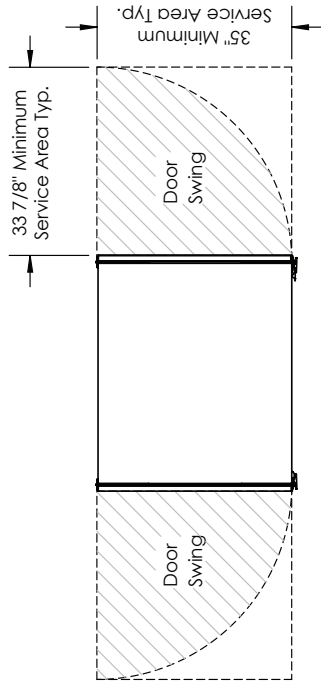


# CA2XIN Energy Recovery Module

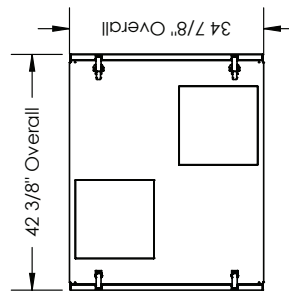
**ABBREVIATION**  
 EA: Exhaust Air to outside  
 OA: Outside Air intake  
 RA: Room Air to be exhausted  
 FA: Fresh Air to inside

**INSTALLATION ORIENTATION**  
 Unit may be installed in any orientation.

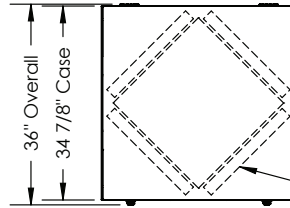
**NOTE:**  
 1. UNLESS OTHERWISE SPECIFIED, DIMENSIONS ARE ROUNDED TO THE NEAREST EIGHTH OF AN INCH.  
 2. SPECIFICATIONS MAY BE SUBJECT TO CHANGE WITHOUT NOTICE.



TOP VIEW

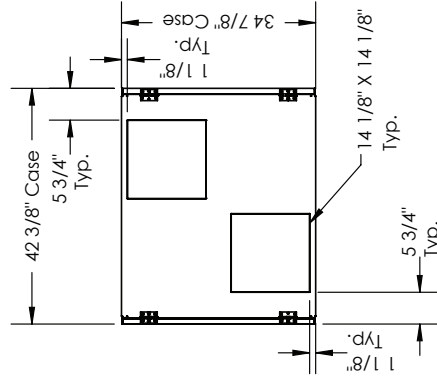


LEFT VIEW



Note: Pleated, disposable 20" X 20" X 2" filters are provided for installation and are interchangeable based on your airflow path requirements. Filters are to be mounted upstream to the core in the direction of airflow entering the unit.

FRONT VIEW



RIGHT VIEW

**AIRFLOW CONFIGURATION**  
 Available as shown in dimension drawing.

**UNIT MOUNTING & APPLICATION**  
 Can be mounted in any orientation. RA/EA airstream can be switched with OA/FA airstream. Can be stacked three high.