


HE 1XRTC

Energy Recovery Ventilator EC Motor Option



ROOFTOP UNIT Direct Connect



Download specification at:
renewaire.com/specifications

SPECIFICATIONS

Ventilation Type:

Static plate, heat and humidity transfer

Typical Airflow Range: 500-1,100 CFM

AHRI 1060 Certified Core: One L125-G5

Standard Features:

Non-fused disconnect
24 VAC transformer/relay package
Cross-core differential pressure ports

Filters:

Total qty. 2, MERV 8: 20" x 20" x 2"

Unit Dimensions & Weight:

73 1/4" L x 40 1/4" W x 50" H
272-358 lbs., varies by option(s)

Max. Shipping Dimensions & Weight (on pallet):

96" L x 47" W x 50" H
450 lbs.

Motor(s):

Qty. 2, 0.5 HP, Direct drive EC blower/
motor packages

Options:

Fused disconnect
Integrated programmable controls -
enhanced, premium
Qty. 2, Factory mounted filter alarms -
both airstreams
Double wall construction
Exterior paint - white, custom colors

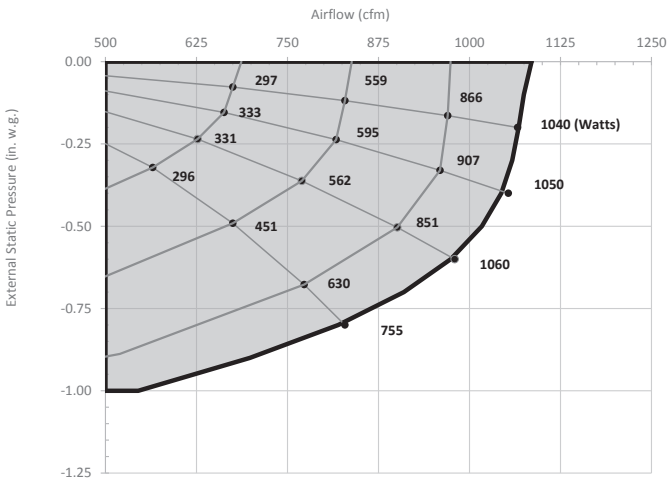
Accessories:

Filters - MERV 13, 2" (shipped loose)
RTC transition kit - for vertical RTU, for horizontal RTU
Rooftop RTC transition paint - white, custom colors
Digital time clock - wall mount (TC7D-W),
in exterior enclosure (TC7D-E)
Carbon dioxide sensor/control -
wall mount (CO2-W), duct mount (CO2-D)
IAQ sensor - wall mount (IAQ-W),
duct mount (IAQ-D)
Motion occupancy sensor/control -
ceiling mount (MC-C), wall mount (MC-W)
Smoke Detector - duct mount (SD-D)

Note: Electric Duct Heater and Indirect Gas-Fired Duct Furnace are not available on RTC units.

EC MOTOR OPTION OPERATING RANGE

Tie-In Directly to Rooftop A/C Unit*



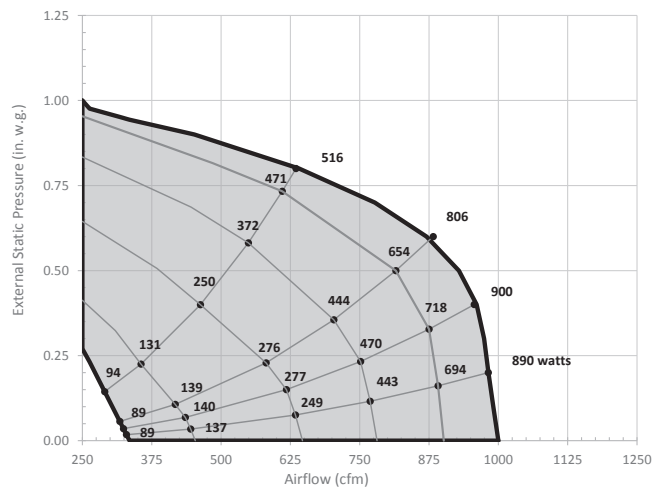
Note: Airflow performance includes effect of clean, standard filter supplied with unit.

● = Actual tested sample points

* See page 38 for installation details.

EC MOTOR OPTION OPERATING RANGE

Unit Ducted Independently*

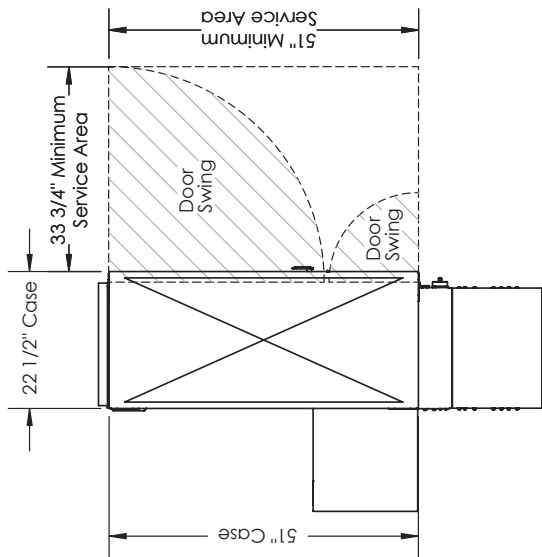


ELECTRICAL DATA

HP	Volts	HZ	Phase	FLA per motor	Min. Cir. Amps	Max. Overcurrent Protection Device
0.5	120	60	Single	8.1	18.2	25
0.5	208-230	60	Single	4.8	10.8	15

Specifications may be subject to change without notice.

HE1XRTC Energy Recovery Ventilator EC Motor Option



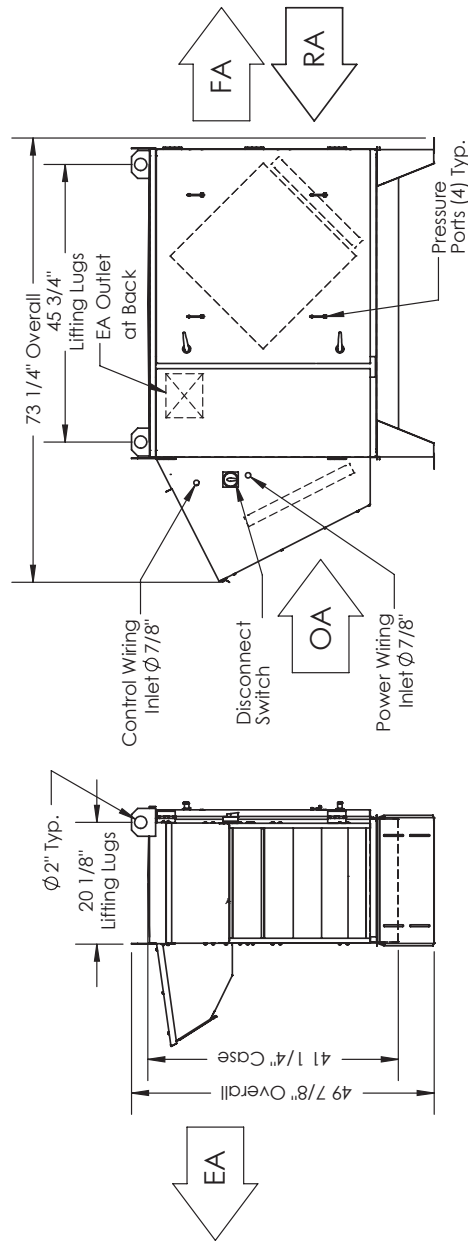
ABBREVIATIONS
 EA: Exhaust Air to outside
 OA: Outside Air intake
 RA: Room Air to be exhausted
 FA: Fresh Air to inside

INSTALLATION ORIENTATION
 Unit must be installed in orientation shown.

NOTE

- UNLESS OTHERWISE SPECIFIED, DIMENSIONS ARE ROUNDED TO THE NEAREST EIGHTH OF AN INCH.
- SPECIFICATIONS MAY BE SUBJECT TO CHANGE WITHOUT NOTICE.

TOP VIEW



LEFT VIEW

FRONT VIEW

RIGHT VIEW

AIRFLOW CONFIGURATION
 Available as shown in dimension drawing.

UNIT MOUNTING & APPLICATION
 Must be mounted as shown. Airstreams can not be switched.