


# HE 1XRTC

## Energy Recovery Ventilator Standard



### ROOFTOP UNIT Direct Connect



Download specification at:  
[renewaire.com/specifications](http://renewaire.com/specifications)

### SPECIFICATIONS

**Ventilation Type:**  
Static plate, heat and humidity transfer

**Typical Airflow Range:** 500-900 CFM

**AHRI 1060 Certified Core:** One L125-G5

**Standard Features:**  
Non-fused disconnect  
24 VAC transformer/relay package  
Cross-core differential pressure ports

**Filters:**  
Total qty. 2, MERV 8: 20" x 20" x 2"

**Unit Dimensions & Weight:**  
73 1/4" L x 40 1/4" W x 50" H  
269-356 lbs., varies by option(s)

**Max. Shipping Dimensions & Weight (on pallet):**  
96" L x 47" W x 50" H  
450 lbs.

**Motor(s):**  
Qty. 2, 0.75 HP ea., Direct drive blower/standard motor packages

**Options:**  
Qty. 2, Variable Speed/ECM - Direct Drive Motors - (see HE1XRTC EC Motor submittal) -  
0.5 HP 120V/1Ph/60HZ,  
0.5 HP 208-230V/1Ph/60HZ  
Independent blower control  
Fused disconnect  
Integrated programmable controls - enhanced, premium  
Qty. 2, Factory mounted filter alarms - both airstreams  
Double wall construction  
Exterior paint - white, custom colors

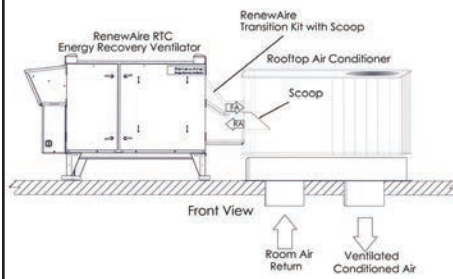
**Accessories:**  
Filters - MERV 13, 2" (shipped loose)  
Solid state speed control kit - 115V, 208-230V (1 required per motor)  
RTC transition kit - for vertical RTU, for horizontal RTU  
Rooftop RTC transition paint - white, custom colors  
Digital time clock - wall mount (TC7D-W), in exterior enclosure (TC7D-E)  
Carbon dioxide sensor/control - wall mount (CO2-W), duct mount (CO2-D)  
IAQ sensor - wall mount (IAQ-W), duct mount (IAQ-D)  
Motion occupancy sensor/control - ceiling mount (MC-C), wall mount (MC-W)  
Smoke Detector - duct mount (SD-D)

### AIRFLOW PERFORMANCE

Note: Electric Duct Heater and Indirect Gas-Fired Duct Furnace are not available on RTC units.

Damper Position	Total Watts		Tie-In Directly to Rooftop A/C Unit						Unit Ducted Independently									
			Static Pressure in Adjacent Air Handler (Inches Water Column)						External Static Pressure (Inches Water Column)									
	1 Phase	3 Phase	-0.75		-0.5		-0.25		0.0		+0.25		+0.5		+0.75			
				EA	FA	EA	FA	EA	FA	EA	FA	EA	FA	EA	FA	EA	FA	
100% Open	1,295	1,135	735	1035	865	990	920	945	975	890	920	845	865	790	735	605		
65% Open	1,285	1,088	715	995	825	950	880	905	935	855	880	805	825	760	715	605		
55% Open	1,275	1,074	715	980	815	935	870	890	925	845	870	795	815	755	715	615		
45% Open	1,265	1,030	680	940	790	895	840	850	895	810	840	760	790	720	680	570		
35% Open	1,265	951	630	865	745	825	795	785	850	745	795	700	745	665	630	515		
25% Open	1,265	866	570	795	700	755	750	715	800	680	750	640	700	605	570	440		
15% Open	1,260	774	510	725	655	685	705	645	750	615	705	580	655	545	510	365		

Note: Watts is for the entire unit (2 motors).  
Note: Airflow performance includes effect of clean, standard filter supplied with unit.



Installation Details - Applicable to all RTC units

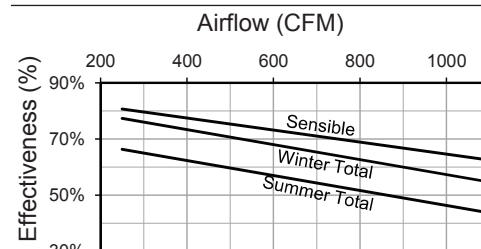
Refer to IOM for more details.

### ELECTRICAL DATA

HP	Volts	HZ	Phase	FLA per motor	Min. Cir. Amps	Max. Overcurrent Protection Device
0.75	120	60	Single	9.0	20.3	25
0.75	208-230	60	Single	4.5	10.1	15
0.75	277	60	Single	3.9	8.8	15
0.75	208-230	60	Three	1.7-2.3	5.2	15
0.75	460	60	Three	1.15	2.6	15

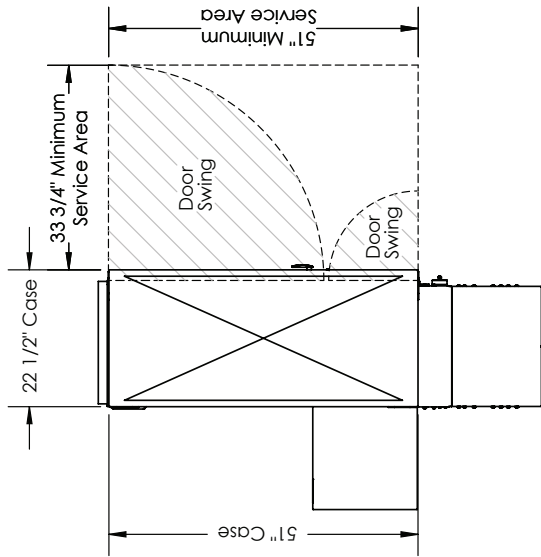
Specifications may be subject to change without notice.

### CORE PERFORMANCE



At AHRI 1060 standard conditions. See all AHRI certified ratings at [www.ahrinet.org](http://www.ahrinet.org).

# HE1XRTC Energy Recovery Ventilator Standard



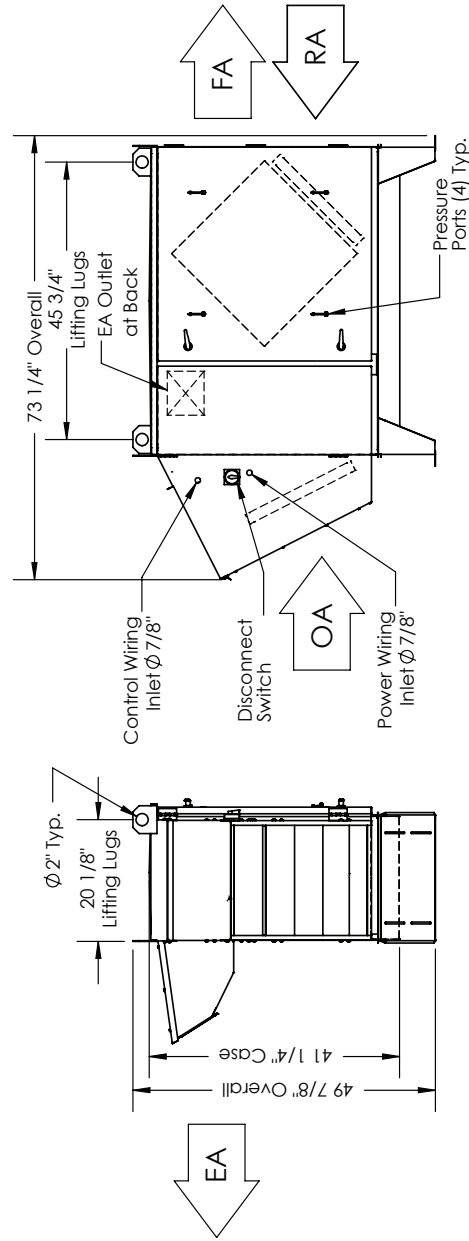
**ABBREVIATIONS**  
 EA: Exhaust Air to outside  
 OA: Outside Air intake  
 RA: Room Air to be exhausted  
 FA: Fresh Air to inside

**INSTALLATION ORIENTATION**  
 Unit must be installed in orientation shown.

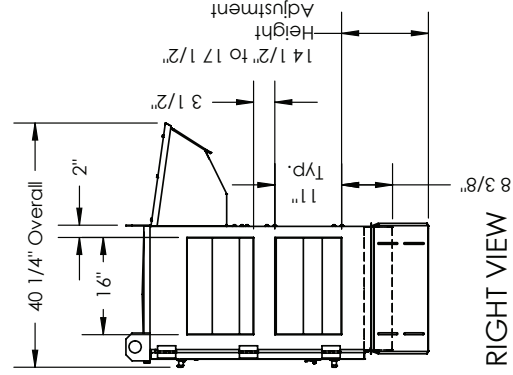
**NOTE**

1. UNLESS OTHERWISE SPECIFIED, DIMENSIONS ARE ROUNDED TO THE NEAREST EIGHTH OF AN INCH.
2. SPECIFICATIONS MAY BE SUBJECT TO CHANGE WITHOUT NOTICE.

TOP VIEW



LEFT VIEW



RIGHT VIEW

FRONT VIEW

**AIRFLOW CONFIGURATION**  
 Available as shown in dimension drawing.

**UNIT MOUNTING & APPLICATION**  
 Must be mounted as shown. Airstreams can not be switched.