

PA SERIES

Energy Recovery Module



INDOOR UNIT

Unlimited Modular Panels



Download specification at:
renewaire.com/specifications

SPECIFICATIONS

Ventilation Type:
 Static plate, heat and humidity transfer

Standard Features:
 Insulated sheet metal panels easily slide into receivers to enclose stacks of energy exchange cores using unique patented design, US Patent 5,660,228

Individual PA-Series units can be joined together to provide unlimited airflow capacities for larger air handling systems.
 Blower not included and must be specified to meet job requirements.

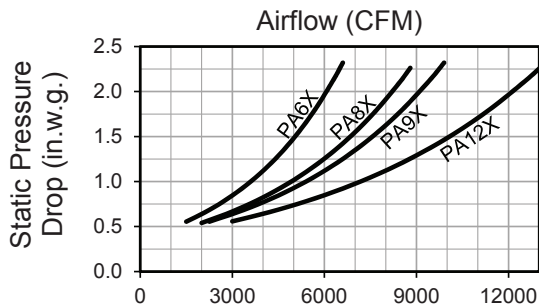
Insulation:
 One inch, high density, FSK faced, fiberglass

Options:
 Knockdown
 Assembled on structural forklift base

Accessories:
 Filters - MERV 13, 2" (shipped loose)

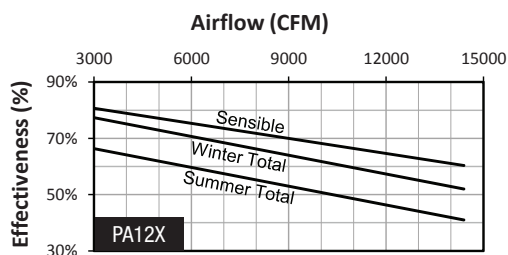
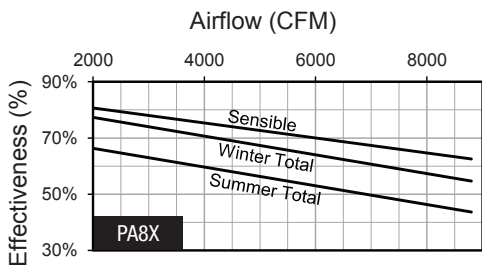
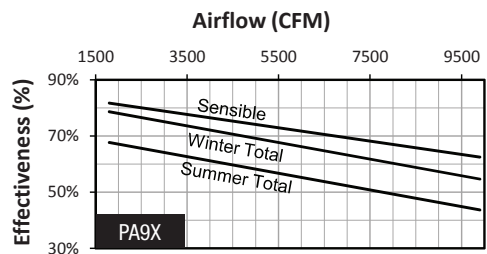
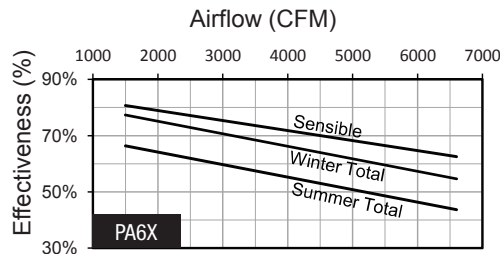
Description	PA6X	PA8X	PA9X	PA12X
Typical Airflow Range CFM	1,500-6,600	2,000-8,800	2,250-9,900	3,000-13,200
AHRI 1060 Certified Core	Six L125-G5	Eight L125-G5	Nine L125-G5	Twelve L125-G5
Unit Dimensions & Weight	73 1/2" L x 37 1/4" W x 66 1/4" H 522-565 lbs.	73 1/2" L x 37 1/4" W x 86" H 650-700 lbs.	109 1/2" L x 37 1/4" W x 66 1/4" H 740-910 lbs.	109 1/2" L x 37 1/4" W x 86" H 936-1,000 lbs.
Max. Shipping Dimensions & Weight (on pallet, assembled only)	96" L x 47" W x 75" H 700 lbs.	96" L x 47" W x 92" H 850 lbs.	124" L x 48" W x 75" H 1,100 lbs.	124" L x 48" W x 95" H 1,200 lbs.
Filters MERV 8: 20" x 20" x 2"	Total qty. 12	Total qty. 16	Total qty. 18	Total qty. 24

AIRFLOW PERFORMANCE



Note: Airflow performance includes effect of clean, standard filter supplied with unit.

CORE PERFORMANCE



At AHRI 1060 standard conditions. See all AHRI certified ratings at www.ahrinet.org.

Specifications may be subject to change without notice.

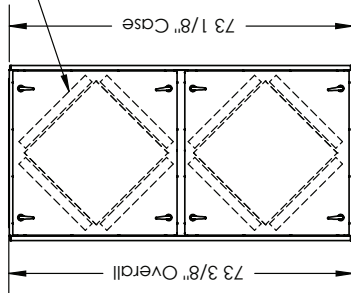
PA8X Energy Recovery Module

ABBREVIATION
 EA: Exhaust Air to outside
 OA: Outside Air intake
 RA: Room Air to be exhausted
 FA: Fresh Air to inside

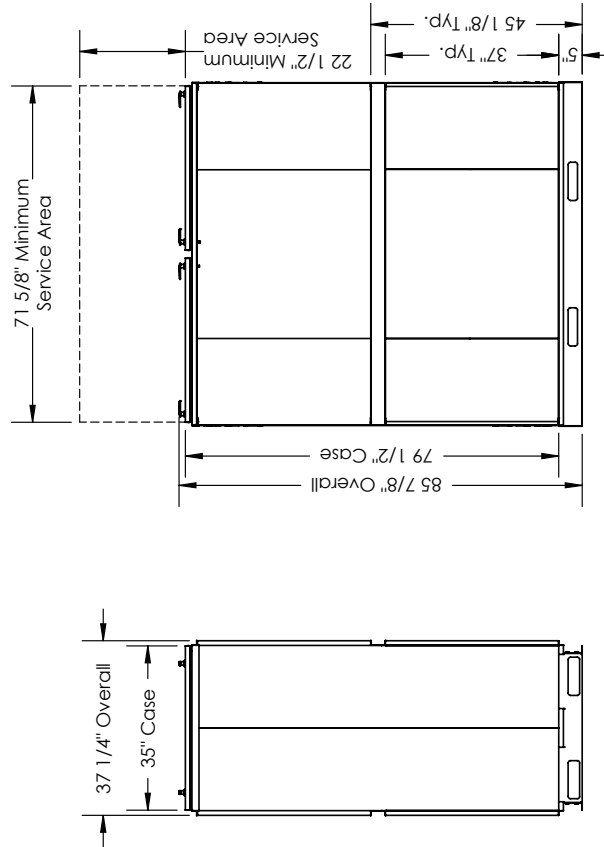
INSTALLATION ORIENTATION
 Unit must be installed in orientation shown.

NOTE:
 1. UNLESS OTHERWISE SPECIFIED, DIMENSIONS ARE ROUNDED TO THE NEAREST EIGHTH OF AN INCH.
 2. SPECIFICATIONS MAY BE SUBJECT TO CHANGE WITHOUT NOTICE.

Filters to be placed on the upstream side of the cores, depending on airflow arrangement chosen. Filters are 2" X 20" X 20" pleated disposable.

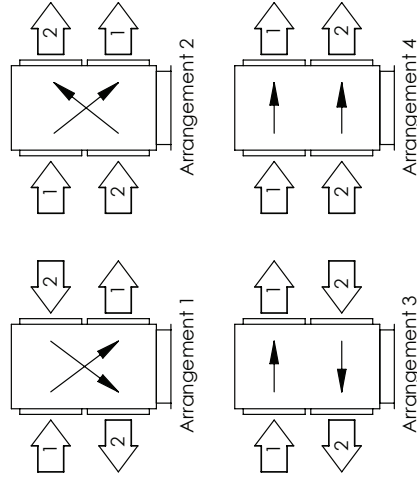


TOP VIEW



LEFT VIEW

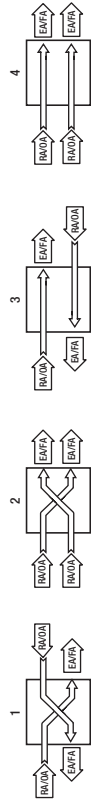
AVAILABLE AIRFLOW ARRANGEMENTS (SIDE VIEW)



Performance Derating:
 Airflow Arrangements 3 & 4 result in lower energy transfer.
 Reduce sensible effectiveness by 2 percentage points.
 Reduce total effectiveness by 1 percentage point.

AIRFLOW CONFIGURATION

Available as shown:



UNIT MOUNTING & APPLICATION
 Must be mounted as shown. RA/EA airstream can be switched with OA/FA airstream. Knockdown can be field assembled for multiple duct configurations. Multiple cabinets can be aligned for unlimited airflow.

