

CA INDOOR

Energy Recovery Module



INDOOR UNIT Modular Cabinets



Download specification at:
renewaire.com/specifications

SPECIFICATIONS

Ventilation Type:
Static plate, heat and humidity transfer

Standard Features:
Insulated sheet metal cabinets with energy exchange cores and filters.
Individual CA-Series units or stacks of units can be built into larger air handling systems.
Blower not included and must be specified to meet job requirements.

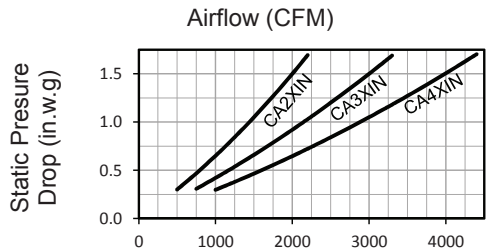
Insulation:
One inch, high density, FSK faced, fiberglass

Options:
Double wall construction
Exterior paint - white, custom colors

Accessories:
Filters - MERV 13, 2" (shipped loose)

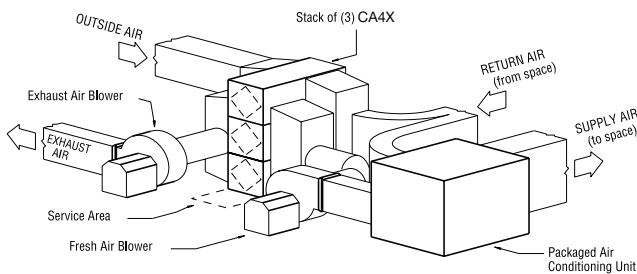
Description	CA2XIN	CA3XIN	CA4XIN
Typical Airflow Range CFM	500-2,200	750-3,300	1,000-4,400
AHRI 1060 Certified Core	Two L125-G5	Three L125-G5	Four L125-G5
Unit Dimensions & Weight	36" L x 42 1/2" W x 35" H 225-304 lbs.	36" L x 62 1/4" W x 35" H 325-430 lbs.	36" L x 81 3/4" W x 35" H 400-531 lbs.
Max. Shipping Dimensions & Weight (on pallet)	62" L x 42" W x 40" H 350 lbs.	70" L x 47" W x 40" H 500 lbs.	96" L x 47" W x 40" H 620 lbs.
Filters: MERV 8: 20" x 20" x 2"	Total qty. 4	Total qty. 6	Total qty. 8

AIRFLOW PERFORMANCE



Note: Airflow performance includes effect of clean, standard filter supplied with unit.

APPLICATION



Specifications may be subject to change without notice.

CA3XIN Energy Recovery Module

ABBREVIATION

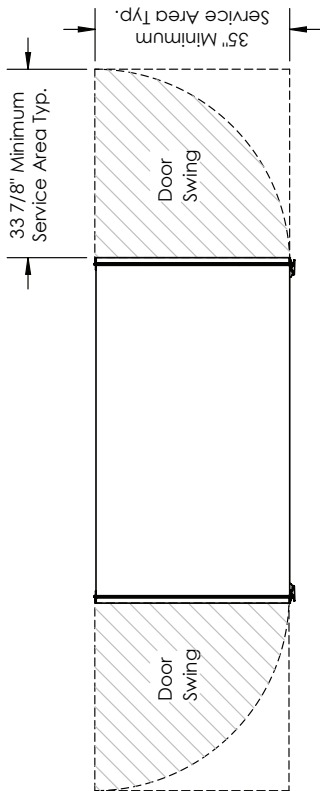
- EA: Exhaust Air to outside
- OA: Outside Air intake
- RA: Room Air to be exhausted
- FA: Fresh Air to inside

INSTALLATION ORIENTATION

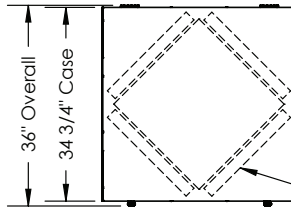
Unit may be installed in any orientation.

NOTE:

1. UNLESS OTHERWISE SPECIFIED, DIMENSIONS ARE ROUNDED TO THE NEAREST EIGHTH OF AN INCH.
2. SPECIFICATIONS MAY BE SUBJECT TO CHANGE WITHOUT NOTICE.

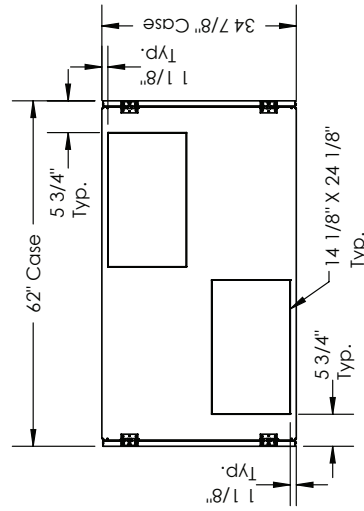


TOP VIEW

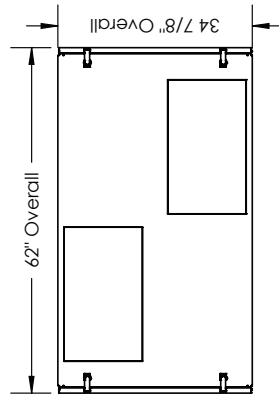


Note: Pleated, disposable 20" X 20" X 2" filters are provided for installation and are interchangeable based on your airflow path requirements. Filters are to be mounted upstream to the core in the direction of airflow entering the unit.

FRONT VIEW



RIGHT VIEW



LEFT VIEW



AIRFLOW CONFIGURATION
Available as shown in dimension drawing.



UNIT MOUNTING & APPLICATION
Can be mounted in any orientation. RA/EA airstream can be switched with OA/FA airstream. Can be stacked three high.