

# PA SERIES

## Energy Recovery Module



### INDOOR UNIT

Unlimited Modular Panels



Download specification at:  
[renewaire.com/specifications](http://renewaire.com/specifications)

### SPECIFICATIONS

**Ventilation Type:**

Static plate, heat and humidity transfer

**Standard Features:**

Insulated sheet metal panels easily slide into receivers to enclose stacks of energy exchange cores using unique patented design, US Patent 5,660,228

Individual PA-Series units can be joined together to provide unlimited airflow capacities for larger air handling systems.

Blower not included and must be specified to meet job requirements.

**Insulation:**

One inch, high density, FSK faced, fiberglass

**Options:**

Knockdown

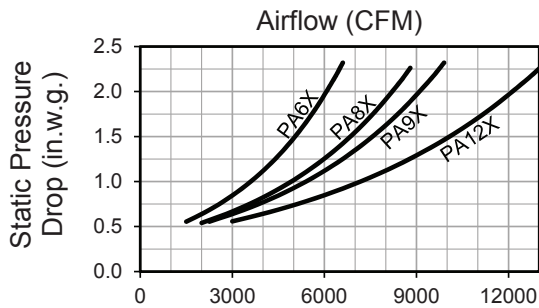
Assembled on structural forklift base

**Accessories:**

Filters - MERV 13, 2" (shipped loose)

Description	PA6X	PA8X	PA9X	PA12X
<b>Typical Airflow Range CFM</b>	1,500-6,600	2,000-8,800	2,250-9,900	3,000-13,200
<b>AHRI 1060 Certified Core</b>	Six L125-G5	Eight L125-G5	Nine L125-G5	Twelve L125-G5
<b>Unit Dimensions &amp; Weight</b>	73 1/2" L x 37 1/4" W x 66 1/4" H 522-565 lbs.	73 1/2" L x 37 1/4" W x 86" H 650-700 lbs.	109 1/2" L x 37 1/4" W x 66 1/4" H 740-910 lbs.	109 1/2" L x 37 1/4" W x 86" H 936-1,000 lbs.
<b>Max. Shipping Dimensions &amp; Weight (on pallet, assembled only)</b>	96" L x 47" W x 75" H 700 lbs.	96" L x 47" W x 92" H 850 lbs.	124" L x 48" W x 75" H 1,100 lbs.	124" L x 48" W x 95" H 1,200 lbs.
<b>Filters MERV 8: 20" x 20" x 2"</b>	Total qty. 12	Total qty. 16	Total qty. 18	Total qty. 24

### AIRFLOW PERFORMANCE



**Note:** Airflow performance includes effect of clean, standard filter supplied with unit.

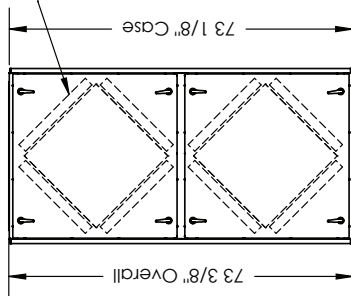
# PA8X Energy Recovery Module

**ABBREVIATION**  
 EA: Exhaust Air to outside  
 OA: Outside Air intake  
 RA: Room Air to be exhausted  
 FA: Fresh Air to inside

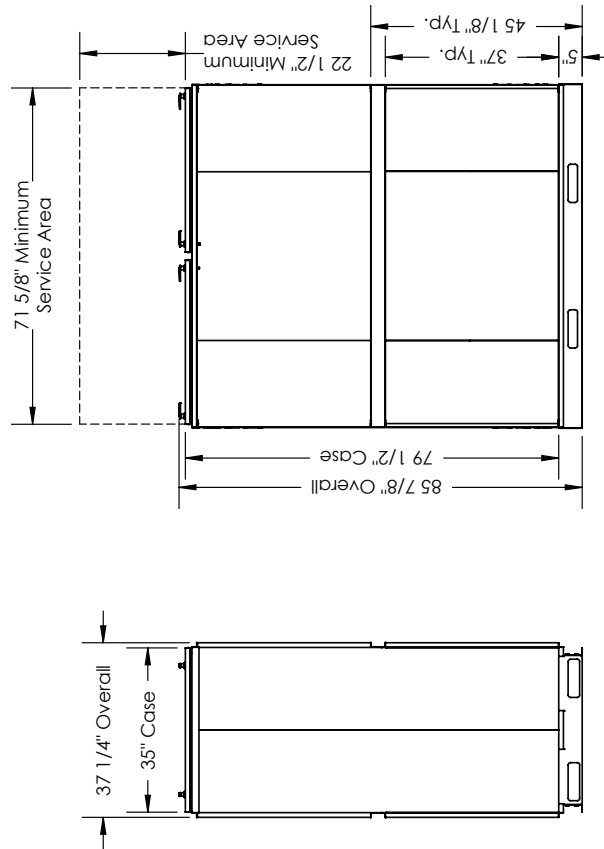
**INSTALLATION ORIENTATION**  
 Unit must be installed in orientation shown.

**NOTE:**  
 1. UNLESS OTHERWISE SPECIFIED, DIMENSIONS ARE ROUNDED TO THE NEAREST EIGHTH OF AN INCH.  
 2. SPECIFICATIONS MAY BE SUBJECT TO CHANGE WITHOUT NOTICE.

Filters to be placed on the upstream side of the cores, depending on airflow arrangement chosen. Filters are 2" X 20" X 20" pleated disposable.



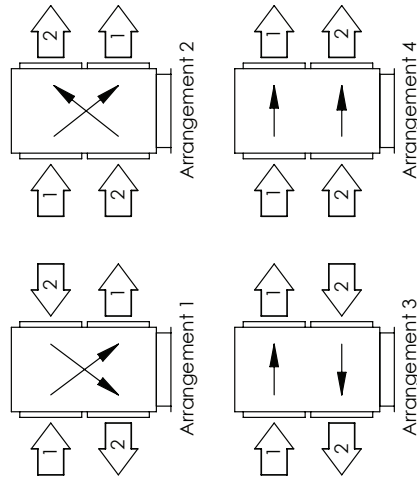
TOP VIEW



FRONT VIEW

LEFT VIEW

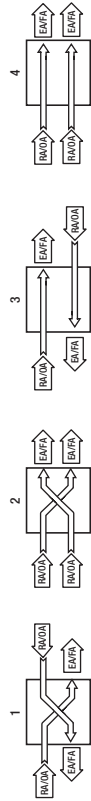
## AVAILABLE AIRFLOW ARRANGEMENTS (SIDE VIEW)



Performance Derating:  
 Airflow Arrangements 3 & 4 result in lower energy transfer.  
 Reduce sensible effectiveness by 2 percentage points.  
 Reduce total effectiveness by 1 percentage point.

## AIRFLOW CONFIGURATION

Available as shown:



**UNIT MOUNTING & APPLICATION**  
 Must be mounted as shown. RA/EA airstream can be switched with OA/FA airstream. Knockdown can be field assembled for multiple duct configurations. Multiple cabinets can be aligned for unlimited airflow.

