

ABBREVIATIONS

EA: Exhaust Air to outside
OA: Outside Air intake
RA: Room Air to be exhausted
SA: Supply Air to inside
CA: Condenser Air

INSTALLATION ORIENTATION

Unit must be installed in orientation shown.

NOTE

1. UNLESS OTHERWISE SPECIFIED, DIMENSIONS ARE ROUNDED TO THE NEAREST EIGHTH OF AN INCH.

2. SPECIFICATIONS MAY BE SUBJECT TO CHANGE WITHOUT NOTICE.

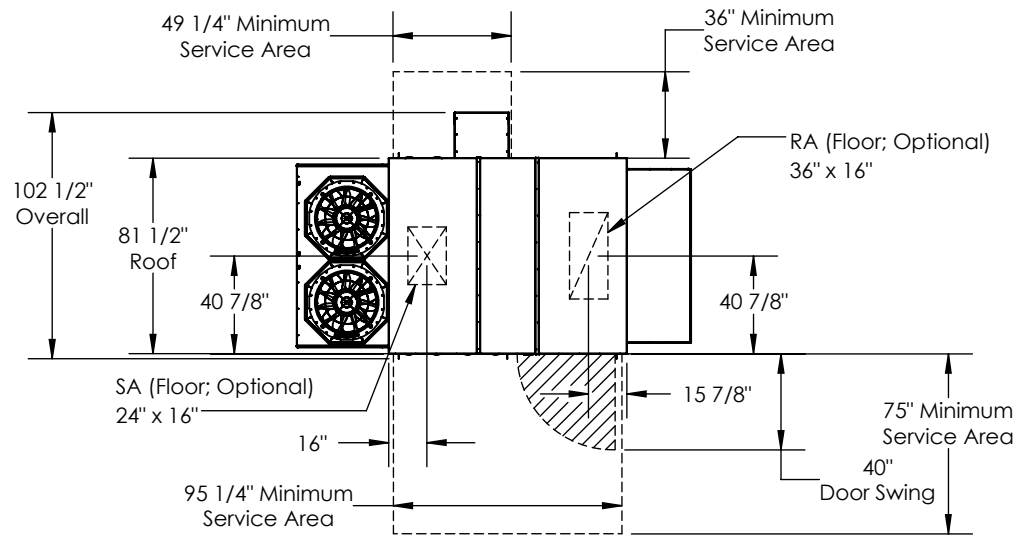
3. FOR PIPE CONNECTION DETAILS REFER TO CORES OR UNIT SELECTION SUBMITTAL.

4. UNIT, UNIT DOORS, AND COILS CANNOT BE MIRRORRED.

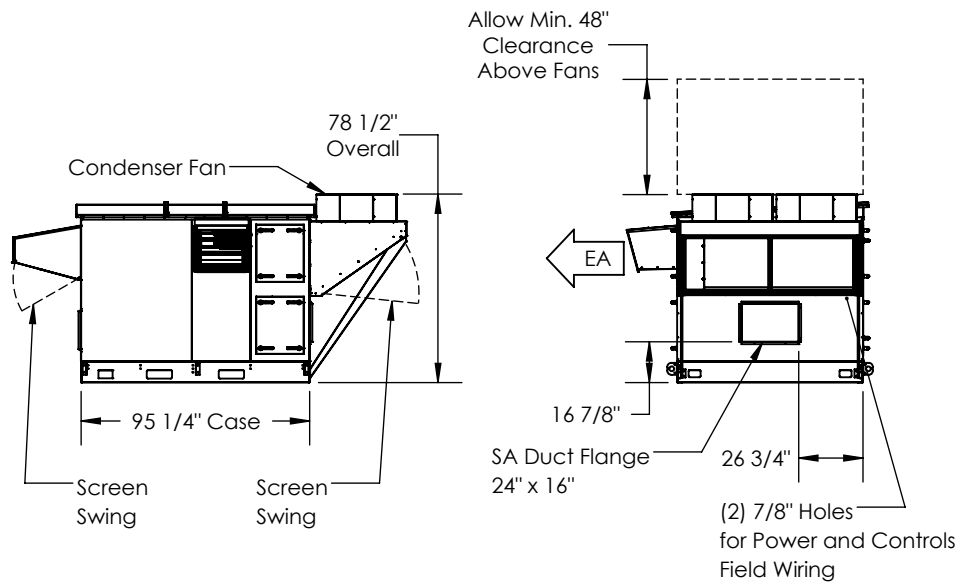
5. FOR CURB DETAILS REFER TO CURB DRAWING.

6. FOR PROJECT SPECIFIC DRAWINGS REFER TO PROJECT SUBMITTAL.

7. SCREEN SWING AREA VARIES DEPENDING ON HORIZONTAL OR VERTICAL DUCT CONNECTIONS.

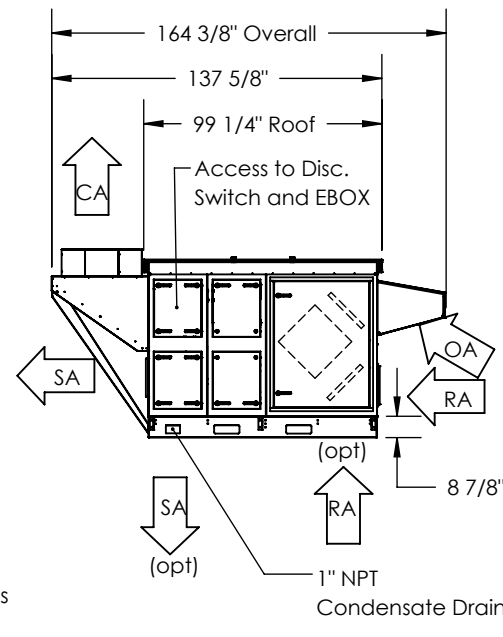


TOP VIEW

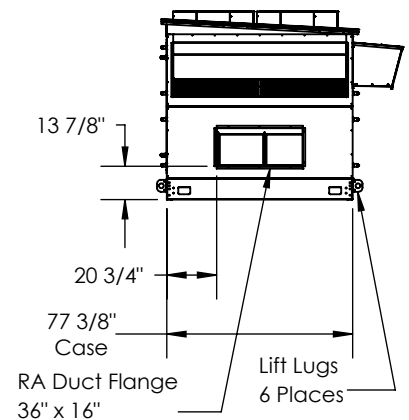


BACK VIEW

LEFT VIEW



FRONT VIEW



RIGHT VIEW

Model: DN-3JRT-PKGD ERV+COIL 1" Coil Options: DX, HGRH
Drawing Type: Unit Dimension
Version:JUN20

RenewAire
Energy Recovery Ventilation